



Spring 2025

LG Innovation Seminar





LG is committed to making sure that each of our products perform at the highest level for years to come. We are constantly innovating to make sure our customers can purchase with confidence, and pride ourselves in creating the most reliable appliances on the market.






*According to a 2025 leading consumer testing organization



In 2025, Consumer Reports had updated their Appliance Brand Reliability Rankings and LG keeps its place at the top of the chart. LG rates third overall, but number one when it comes to brands that have been tested across every major category. This means that you and your customers can feel confident when making the choice to purchase any of our appliances.



Category	New model	LG Warehouse Ship	New Model Feature Set	Previous model
 Laundry	WT8205CW	April 2025	5.6cf TX 4-Way™ Agitator top load washer AI DD™ load sensing Easy-unload drum design TurboWash3D™ ThinQ® WiFi with smart pairing EStar®	WT7150CW
	WT8200CW	April 2025	5.8cf TX impeller top load washer AI DD™ load sensing Easy-unload drum design TurboWash3D™ ThinQ® WiFi with smart pairing EStar®	WT7155CW
	DLE8200W	April 2025	7.3cf TX electric dryer Aluminized alloy drum Flowsense™ duct indicator ThinQ® WiFi with smart pairing Estar®	DLE7150W
 Refrigeration	LF19C8200S	March 2025	33" 19cf counter-depth 4-door Smart inverter compressor Factory installed ice maker Metal Cool Guard ThinQ® wi-fi EStar®	-
	LF24C8200S	March 2025	36" 24cf counter-depth 4-door Smart inverter compressor Factory installed ice maker Metal Cool Guard ThinQ® wi-fi EStar®	-
	LF25S6560S	May 2025	33" 25cf standard-depth 3-door InstaView® Door-in-Door® Flat panel doors with pocket handles Dual ice maker with Craft Ice™ EStar® ThinQ® wi-fi	-
	LF25H6330S	June 2025	33" 25cf standard-depth 3-door with new handle Flat panel doors with pocket handles Slim SpacePlus™ external water & ice dispenser Dual ice EStar® ThinQ®	-
	LF25H6200S	June 2025	33" 25cf standard-depth 3-door with new handle Flat panel doors with pocket handles Ice maker in freezer EStar® ThinQ® wi-fi	LRFVS2503S
 Cooking	LREN6325XE/ZE	July 2025	30" electric range with new handle 3200W UltraHeat™ dual element ProBake® with Air Sous Vide & Air Fry 5 elements ThinQ® wi-fi & LG Range Sync Estar®	LREL6325F/D
	LREN6323YE/ZE	July 2025	30" electric range with new handle 3200W UltraHeat™ dual element True convection with Air Fry 5 elements ThinQ® wi-fi & LG Range Sync Estar®	LREL6323S/D
	LRGN6325X	July 2025	30" gas range with new handle 22,000BTU UltraHeat™ burner ProBake® with Air Fry 5 burners & griddle included InstaView® WideView™ ThinQ®	LRGL5825F
	LRGN6323Y	July 2025	30" gas range with new handle 20,000BTU UltraHeat™ burner True convection with Air Fry 5 burners & griddle included WideView™ window ThinQ®	LRGL5823S
	LSGL6335X/Z	July 2025	30" gas slide-in range with new handle 22,000BTU UltraHeat™ burner ProBake® with Air Fry 5 burners & griddle included InstaView® WideView™ ThinQ®	LSGL6335F/D
	LSEL6337XE	June 2025	30" electric slide-in range with new handle 3200W UltraHeat™ dual element Fan convection with Air Fry 5 elements ThinQ® wi-fi & LG Range Sync Estar®	LSEL6337F
	LSEL6335XE/ZE	June 2025	30" electric slide-in range with new handle 3200W UltraHeat™ dual element Fan convection with Air Fry 5 elements ThinQ® wi-fi & LG Range Sync Estar®	LSEL6335F/D
	LSEL6333XE/ZE	June 2025	30" electric slide-in range with new handle 3200W UltraHeat™ dual element Fan convection with Air Fry 5 elements ThinQ® wi-fi & LG Range Sync Estar®	LSEL6333F/D
	LSEL6331XE	August 2025	30" electric slide-in range with new handle 3200W UltraHeat™ dual element Fan convection with Air Fry 5 elements ThinQ® wi-fi & LG Range Sync Estar®	LSEL6331F
	LSIL6336XE	July 2025	30" induction slide-in range with new handle 4300W UltraHeat™ element ProBake® with Air Fry & Air Sous Vide ThinQ® wi-fi & LG Range Sync Estar®	LSIL6336F
	LSIL6334XE	July 2025	30" induction slide-in range with new handle 3900W UltraHeat™ element ProBake® with Air Fry 5 elements ThinQ® wi-fi & LG Range Sync Estar®	LSIL6334F
	LSIL6332XE	July 2025	30" induction slide-in range with new handle 3900W UltraHeat™ element True convection with Air Fry 5 elements ThinQ® wi-fi & LG Range Sync Estar®	LSIL6332FE
	CBEW3017BE	July 2025	30" electric cooktop 3200W UltraHeat™ dual element 7.5" bridgeable elements SmoothTouch™ glass controls 5 elements ThinQ® wi-fi & monitoring Estar®	LCE3010SB
	CBEW3013BE	July 2025	30" electric cooktop 3200W UltraHeat™ dual element SmoothTouch™ glass controls 4 elements ThinQ® wi-fi & monitoring Estar®	-
	MVEL2125X	June 2025	30" 2.1cf OTR microwave with new handle 400CFM 4 speed fan ExtendaVent Sensor cook SmoothTouch™ glass controls EasyClean® interior ThinQ® wi-fi	MVEL2125F
	MVEM1825X	June 2025	30" 1.8cf OTR microwave with new handle 300CFM 2 speed fan Sensor cook SmoothTouch™ glass controls EasyClean® interior ThinQ® wi-fi	MVEM1825F/D



Laundry

✓ CR RECOMMENDED

Through industry leading innovation
LG’s washing machines continue to
top the Consumer Reports charts
year after year!



<div>✓ CR RECOMMENDED</div> <div>FRONT-LOAD WASHERS</div> <div>LG WM4000HWA</div> <div>from \$799.99</div> <div>Shop</div> <div>Similar to tested model: LG WM3900HWA</div>	OVERALL SCORE	PREDICTED RELIABILITY	OWNER SATISFACTION	WASHING PERFORMANCE	ENERGY EFFICIENCY
	86	83 /100	70 /100	5 /5	5 /5
<div>✓ CR RECOMMENDED</div> <div>FRONT-LOAD WASHERS</div> <div>LG WM4080HBA</div> <div>\$930.00</div> <div>Shop</div> <div>Similar to tested model: LG WM3900HWA</div>	OVERALL SCORE	PREDICTED RELIABILITY	OWNER SATISFACTION	WASHING PERFORMANCE	ENERGY EFFICIENCY
	86	83 /100	70 /100	5 /5	5 /5
<div>✓ CR RECOMMENDED</div> <div>FRONT-LOAD WASHERS</div> <div>LG WM3400CW</div> <div>from \$695.00</div> <div>Shop</div> <div>Similar to tested model: LG WM3900CW</div>	OVERALL SCORE	PREDICTED RELIABILITY	OWNER SATISFACTION	WASHING PERFORMANCE	ENERGY EFFICIENCY
	86	83 /100	70 /100	5 /5	5 /5
✓ CR Consumer Reports RECOMMENDED 85 Front Load Washers 5 /5					

<div>✓ CR RECOMMENDED</div> <div>TOP-LOAD HE WASHERS</div> <div>LG WT7150CW</div> <div>from \$749.99</div> <div>CR Smart Buy</div>	OVERALL SCORE	PREDICTED RELIABILITY	OWNER SATISFACTION	WASHING PERFORMANCE	ENERGY EFFICIENCY
	84	91 /100	62 /100	5 /5	4 /5
<div>✓ CR RECOMMENDED</div> <div>TOP-LOAD HE WASHERS</div> <div>LG WT8600CB</div> <div>from \$1,049.99</div>	OVERALL SCORE	PREDICTED RELIABILITY	OWNER SATISFACTION	WASHING PERFORMANCE	ENERGY EFFICIENCY
	84	91 /100	62 /100	5 /5	4 /5
<div>✓ CR RECOMMENDED</div> <div>TOP-LOAD HE WASHERS</div> <div>LG WT8400CW</div> <div>from \$845.00</div>	OVERALL SCORE	PREDICTED RELIABILITY	OWNER SATISFACTION	WASHING PERFORMANCE	ENERGY EFFICIENCY
	83	91 /100	62 /100	5 /5	4 /5
<div>✓ CR RECOMMENDED</div> <div>TOP-LOAD HE WASHERS</div>	OVERALL SCORE	PREDICTED RELIABILITY	OWNER SATISFACTION	WASHING PERFORMANCE	ENERGY EFFICIENCY
	82				4 /5
✓ CR Consumer Reports RECOMMENDED 82 Agitator Top Loads 4 /5					

<div>✓ CR RECOMMENDED</div> <div>TOP-LOAD AGITATOR WASHERS</div> <div>LG WT8405CW</div> <div>from \$845.00</div> <div>Shop</div>	OVERALL SCORE	PREDICTED RELIABILITY	OWNER SATISFACTION	WASHING PERFORMANCE	ENERGY EFFICIENCY
	80	82 /100	57 /100	5 /5	4 /5
<div>✓ CR RECOMMENDED</div> <div>TOP-LOAD AGITATOR WASHERS</div> <div>LG WT7005CW</div> <div>from \$695.00</div> <div>Shop</div> <div>CR Smart Buy</div>	OVERALL SCORE	PREDICTED RELIABILITY	OWNER SATISFACTION	WASHING PERFORMANCE	ENERGY EFFICIENCY
	78	82 /100	57 /100	4 /5	4 /5
<div>✓ CR RECOMMENDED</div> <div>TOP-LOAD AGITATOR WASHERS</div> <div>LG WT7155CW</div> <div>from \$749.99</div> <div>Shop</div> <div>CR Smart Buy</div> <div>Similar to tested model: LG WT7305CW</div>	OVERALL SCORE	PREDICTED RELIABILITY	OWNER SATISFACTION	WASHING PERFORMANCE	ENERGY EFFICIENCY
	77	82 /100	57 /100	5 /5	4 /5
<div>✓ CR RECOMMENDED</div>	OVERALL SCORE	PREDICTED RELIABILITY	OWNER SATISFACTION	WASHING PERFORMANCE	ENERGY EFFICIENCY
	77				4 /5
✓ CR Consumer Reports RECOMMENDED 77 Impeller Top Loads 4 /5					





TX Laundry

The next evolution in top loads



Top Load Laundry Transitions

Outgoing Models	Transition Date	Incoming Models	New model expanded value propositions over predecessor
 WT7155CW WT7150CW DLE7150W	— April —→	 WT8205CW WT8200CW DLE8200W	<ul style="list-style-type: none">• New TX sleek modern design with LED display• EasyUnload™ wash drum design• AI DD™ fabric sensing technology• TurboWash• 5.6cf Agitator & 5.8cf Impeller washer options• ThinQ® wifi with Smart Pairing



TX Laundry – 2024's iF Design Award

The iF DESIGN AWARD emphasizes design's global impact. With 10,800 entries from 72 countries, the iF DESIGN AWARD is one of the most prestigious and relevant design competitions in the world.

At LG, we have been delving deeply into design and research that takes full advantage of our technologically advanced era. That's why the work of the design team is geared toward our company's vision of becoming a Digital Life Creator. From a practical perspective, technology is becoming an increasingly important part of our modern lives. A growing number of products come equipped with microchips and networking options.





Easy Unload™

The key to our EasyUnload™ design is hidden beneath the sleek glass lid. We've angled the washer front for a more comfortable, ergonomic reach. Easily retrieve items from the bottom of the tub—with no sacrifice in capacity.

Easy Unload™


By slimming the design of our top cover and raising the drums base height we've shortened the reach by **2.72 inches**.





AI Wash

Forget about endless sorting or toggling through cycles—built-in sensors use AI technology to detect fabric texture and load size, then automatically select the right wash motions, temperatures and more for advanced fabric care. With Smart Pairing, the washer can even tell the dryer to select a compatible drying cycle, making it the ultimate laundry hack.



Built-in intelligence takes out the guesswork



Using LG's ThinQ® WiFi technology, the washer automatically transfers load information to the dryer



8200 Series

WT8205CW Top Load

5.6 cu.ft. 4-Way Agitator™

WT8200CW Top Load

5.8 cu.ft. impeller design

Shared Features

Easy Unload™

AI DD™ fabric sensing

TurboWash

ThinQ® wi-fi technology

Bright LED display

6Motion™ Direct Drive Motor

ENERGY STAR® Certified

Color | White

27"w x 42.8"h x 29"d

DLE8200W

7.3 cu.ft. Electric Dryer

Sensor Dry

April 2025 (all)

Current projected ship date

Additional Features

ThinQ® wi-fi technology

Drum light

FlowSense™ duct clog indicator

Aluminized alloy steel drum

LoDecibel™ quiet operation

Smart Pairing technology

ENERGY STAR® Certified

Color | White

27"w x 42.8"h x 29.25"d





8200 TX Top Load Laundry

Key Features

Built-in Intelligence



Built-in sensors use AI technology to detect fabric texture and load size, then automatically choose the right settings.

EasyUnload™



LG's new easy to reach drum design gives customers all the capacity they want without sacrificing the ability to effortlessly unload.

Washer Options



Let customers choose either our 4-Way Agitator™ or our impeller option. Either way they're guaranteed industry leading performance

Washer

Dryer

Capacity



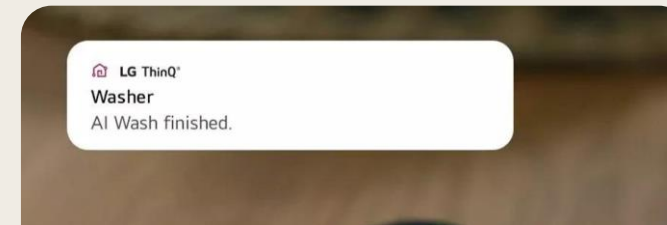
The huge 7.3cf capacity offers your customers all the room needed to fit their largest loads, even king-sized comforters.

Sensor Dry



Built-in sensors detect load size, and moisture levels to automatically adjust drying time – improving fabric care and energy savings.



ThinQ® Wi-Fi



Control the laundry remotely or use voice commands with Google or Alexa voice assistants. Plus, download additional cycles and access Smart Diagnosis, customer support, and more.



Top Load Washers



Model number	WT8600CB	WT8405CB WT8405CW	WT8400CW	WT8205CW	WT8200CW	WT6105CW
Previous model	WT7900H/WT7800H	WT7305C	WT7300C	WT7155C	WT7150C	
Matching Dryers	DLEX8600BE	DLE8400BE (black steel) DLE8400WE (white)	DLE8400WE (white)	DLE8200W	DLE8200W	DLE6100W
Availability	Available	Available	Available	April 2025	April 2025	Available
Washer type	Impeller	4-Way™ Agitator	Impeller	4-Way™ Agitator	Impeller	4-Way™ Agitator
Capacity (cu.ft.)	6.3	6.1	6.3	5.6	5.8	4.8
Easy Unload™ tub design	Yes	Yes	Yes	Yes	Yes	
Informative LCD Dial	Yes					
ezDispense™	Yes					
AI Wash Cycle	Yes	Yes	Yes	Yes	Yes	
Inverter DirectDrive™ Motor	Yes	Yes	Yes	Yes	Yes	Yes
6Motion™ technology	Yes	Yes	Yes	Yes	Yes	Yes
TurboDrum™ technology	Yes	Yes	Yes	Yes	Yes	Yes
TurboWash	TurboWash3D™	TurboWash3D™	TurboWash3D™	TurboWash	TurboWash	
SlamProof™ glass lid	Yes	Yes	Yes	Yes	Yes	Yes
ThinQ®	WiFi	WiFi	WiFi	WiFi	WiFi	
EnergyStar® certified	Yes	Yes	Yes	Yes	Yes	
Dimensions (W x H x D)	27" x 43" x 28 3/8"	27" x 43" x 28 3/8"	27" x 43" x 28 3/8"	27" x 42 3/4" x 29"	27" x 42 3/4" x 29"	27" x 44 1/2" x 28 3/8"
Colors	Matte Black	Matte Black White	White	White	White	White



Top Load Dryers



Model number	DLEX8600BE	DLE8400BE DLE8400WE	DLE8200W	DLE6100W
Previous model	DLEX7900	DLEX7300/DLEX7250	DLE7150	
Matching washers	WT8600CB (impeller)	WT8400CW (white impeller) WT8405CW (white agitator) WT8405CB (black steel agitator)	WT8205CW (agitator) WT8200CW (impeller)	WT6105CW (agitator)
Availability	Available	Available	April 2025	Available
Dryer capacity (cu.ft.)	7.3	7.3	7.3	7.3
Informative LCD dial	Yes			
EnergyStar® certification	Yes	Yes	Yes	Yes
Sensor dry	AI Sensor Dry™	AI Sensor Dry™	Sensor Dry™	Sensor Dry™
Steam technology	TurboSteam™			
FlowSense™ duct clog indicator	Yes	Yes	Yes	Yes
EasyLoad™ dryer door	Yes	Yes		
Reversible door	Yes	Yes	Yes	Yes
Dryer drum material	NeveRust™ stainless steel	Aluminized ally steel drum	Aluminized ally steel drum	Aluminized ally steel drum
Drum light	Yes	Yes		
Venting options	4-way	4-way electric	4-way	4-way
ThinQ®	WiFi	WiFi	WiFi	
Smart Diagnosis™	Yes	Yes	Yes	Yes
Dimensions (WxHxD)	27" x 44 ¼" x 29 ½"	27" x 44 ¼" x 29 ½"	27" x 44 ¼" x 29 ½"	27" x 44 ¼" x 29 ½"
Colors	Matte Black	Matte Black Alpine White	White	White



Top Load Laundry Q2 2025















Refrigerators






French Door Refrigerators are the industry's best-selling fridges and LG models are always top rated! With that in mind, we are going to expand the lineup to offer a few additional OPP options.



 34 INCH AND WIDER WIDTHS LG LF29S8330S from \$2,599.99 Shop	OVERALL SCORE 78	THERMOSTAT CONTROL 5 / 5	TEMPERATURE UNIFORMITY 5 / 5
 34 INCH AND WIDER WIDTHS LG LRMXS2806S \$1,800.00 Shop	OVERALL SCORE 77	THERMOSTAT CONTROL 5 / 5	TEMPERATURE UNIFORMITY 5 / 5
 34 INCH AND WIDER WIDTHS LG LF29S8365S from \$2,695.00 Shop	OVERALL SCORE 77	THERMOSTAT CONTROL 5 / 5	TEMPERATURE UNIFORMITY 5 / 5
 34 INCH AND WIDER WIDTHS LG LRMVS3006S Shop	OVERALL SCORE 76	THERMOSTAT CONTROL 5 / 5	TEMPERATURE UNIFORMITY 5 / 5
 36" French Doors 5 / 5			

 31 - 33 INCH WIDTHS LG LF25H6330S from \$1,859.00 Shop	OVERALL SCORE 76	THERMOSTAT CONTROL 5 / 5	TEMPERATURE UNIFORMITY 5 / 5
 31 - 33 INCH WIDTHS GE GNE25JYKFS from \$1,498.11 Shop	OVERALL SCORE 74	THERMOSTAT CONTROL 5 / 5	TEMPERATURE UNIFORMITY 5 / 5
 31 - 33 INCH WIDTHS LG LF25H6200S from \$1,395.00 Shop	OVERALL SCORE 73	THERMOSTAT CONTROL 5 / 5	TEMPERATURE UNIFORMITY 5 / 5
 31 - 33 INCH WIDTHS LG LF21G6200S Shop	OVERALL SCORE 72	THERMOSTAT CONTROL 5 / 5	TEMPERATURE UNIFORMITY 5 / 5
 33" French Doors 5 / 5			

 30 INCH AND NARROWER WIDTHS LG LFDS22520S from \$1,499.99 Shop Similar to tested model: LG LFCS22520S	OVERALL SCORE 73	THERMOSTAT CONTROL 5 / 5	TEMPERATURE UNIFORMITY 5 / 5
 30 INCH AND NARROWER WIDTHS LG LFCS22520S from \$1,249.00 Shop	OVERALL SCORE 72	THERMOSTAT CONTROL 5 / 5	TEMPERATURE UNIFORMITY 5 / 5
 30 INCH AND NARROWER WIDTHS LG LCFS22EXS \$1,250.00 Shop	OVERALL SCORE 69	THERMOSTAT CONTROL 5 / 5	TEMPERATURE UNIFORMITY 4 / 5
 30 INCH AND NARROWER WIDTHS LG LF21G6200S Shop	OVERALL SCORE 68	THERMOSTAT CONTROL 5 / 5	TEMPERATURE UNIFORMITY 4 / 5
 30" French Doors 5 / 5			



Click to Watch Video

LG Food Preservation

Our innovative cooling technology is designed to maintain optimal freshness conditions within the refrigerator by minimizing temperature fluctuations. Our smart compressors react quickly to humidity and temperature changes to help keep your food fresher, longer. Meanwhile, strategically placed vents in every section help to surround your food with cool, fresh air no matter where you put it. All this amazing cooling is also backed by a 10-year part warranty on each and every compressor we manufacture.










<div><div></div><div>CR RECOMMENDED</div><div>34 INCH AND WIDER WIDTHS</div><div>LG LRFVC2406S</div><div>from \$3,299.99</div><div>Shop</div><div>Similar to tested model: LG LRFVC2406S</div></div>	<div>OVERALL SCORE</div> <div>83</div>	<div>THERMOSTAT CONTROL</div> <div>5 / 5</div>	<div>TEMPERATURE UNIFORMITY</div> <div>5 / 5</div>	<div>ENERGY EFFICIENCY</div> <div>3 / 5</div>	<div>NOISE</div> <div>5 / 5</div>	<div>EASE OF USE</div> <div>5 / 5</div>
<div><div></div><div>CR RECOMMENDED</div><div>34 INCH AND WIDER WIDTHS</div><div>LG LRFXC2416D</div><div>from \$3,899.00</div><div>Shop</div><div>Similar to tested model: LG LRFXC2416D</div></div>	<div>OVERALL SCORE</div> <div>83</div>	<div>THERMOSTAT CONTROL</div> <div>5 / 5</div>	<div>TEMPERATURE UNIFORMITY</div> <div>5 / 5</div>	<div>ENERGY EFFICIENCY</div> <div>3 / 5</div>	<div>NOISE</div> <div>5 / 5</div>	<div>EASE OF USE</div> <div>5 / 5</div>
<div><div></div><div>CR RECOMMENDED</div><div>34 INCH AND WIDER WIDTHS</div><div>LG LRFXC2416S</div><div>from \$2,899.99</div><div>Shop</div><div>Similar to tested model: LG LRFXC2416S</div></div>	<div>OVERALL SCORE</div> <div>83</div>	<div>THERMOSTAT CONTROL</div> <div>5 / 5</div>	<div>TEMPERATURE UNIFORMITY</div> <div>5 / 5</div>	<div>ENERGY EFFICIENCY</div> <div>3 / 5</div>	<div>NOISE</div> <div>5 / 5</div>	<div>EASE OF USE</div> <div>5 / 5</div>
<div><div></div><div>CR RECOMMENDED</div><div>34 INCH AND WIDER WIDTHS</div><div>LG LRFDS3016S</div><div>from \$2,999.99</div><div>Shop</div><div>Similar to tested model: LG LRFDS3016S</div></div>	<div>OVERALL SCORE</div> <div>80</div>	<div>THERMOSTAT CONTROL</div> <div>5 / 5</div>	<div>TEMPERATURE UNIFORMITY</div> <div>5 / 5</div>	<div>ENERGY EFFICIENCY</div> <div>4 / 5</div>	<div>NOISE</div> <div>4 / 5</div>	<div>EASE OF USE</div> <div>5 / 5</div>
<div><div></div><div>CR RECOMMENDED</div><div>34 INCH AND WIDER WIDTHS</div><div>LG LRFV33006S</div><div>from \$2,999.99</div><div>Shop</div><div>Similar to tested model: LG LRFV33006S</div></div>	<div>OVERALL SCORE</div> <div>80</div>	<div>THERMOSTAT CONTROL</div> <div>5 / 5</div>	<div>TEMPERATURE UNIFORMITY</div> <div>5 / 5</div>	<div>ENERGY EFFICIENCY</div> <div>3 / 5</div>	<div>NOISE</div> <div>5 / 5</div>	<div>EASE OF USE</div> <div>5 / 5</div>



As per Consumer Reports, LG currently manufactures **9 of the top 10 best overall rated** French Door Refrigerators!



33" Refrigeration Transitions

Outgoing Model	Transition Date	Incoming Model	New model expanded value propositions over predecessor
No previous model	— Mar 2025 →	 LF19C8200S	<ul style="list-style-type: none">• 19cf capacity• New 4 door counter-depth platform within LG's 33" lineup• Sleek flat door design with pocket handles• Automatic ice maker in freezer• Opening price point model, great value
 LRFVS2503S	— May 2025 →	 LF25S6560S	<ul style="list-style-type: none">• Standard-Depth - 25cf capacity• Updated edge-to-edge InstaView® design aesthetic• Sleek flat doors with pocket handles• ADA compliant controls (interior)
No previous model	— June 2025 →	 LF25H6330S	<ul style="list-style-type: none">• Standard-Depth - 25cf capacity• Sleek flat doors with new LG handles• ADA compliant controls (interior)• Consumer Reports recommended 
No previous model	— June 2025 →	 LF25H6200S	<ul style="list-style-type: none">• Standard-Depth - 25cf capacity• Sleek flat doors with new LG• Consumer Reports recommended 



LF19C8200S

19 cu.ft.
Capacity

33" 4-Door
Counter-Depth Refrigerator

Ice Maker
Factory installed

March 2025
Current Projected Ship Date

Additional Features

Flat panel doors with pocket handles

Metal Cool Guard

Flat Duct Multi Air Flow

LED lighting

Energy Star® rated

ThinQ® Wi-Fi

Smudge resistant stainless-steel

NSF Certified Water Filtration | LT1000P

32.9"W x 70.4"H x 28.7"D

Also available in 36" width | LF24C8200S (24 cu.ft.)





LF19C8200S 33" 4-Door Counter-Depth Refrigerator

Key Features

Sleek Design



Sleek flat panel doors with integrated pocket handles help this new Counter-Depth 4-Door fridge seamlessly blend into any kitchen design.

Smart Cooling



Powered by LG's inverter technology LG's compressors maintain precise temperatures. This ultimately provides exceptional food preservation that's also backed by a 10-year warranty.

Ice Maker



With a factory installed ice maker located in the freezer, you'll always have ice on hand ready to go!



33" Counter-Depth
Refrigerators



Model number	LF20C6330S	LF21C6200S	LF19C8200S
Previous model	LRFXS2503	LRFCS2503 & LRFNS2503	
Availability	April 2024	Available	March 2025
Total Capacity (cu.ft.)	20.2	20.8	19
Counter-Depth MAX™	Yes	Yes	
ENERGY STAR®	Yes	Yes	Yes
Compressor type	Smart inverter	Smart inverter	Smart inverter
Cool Guard			Yes
Water Dispenser	External		
External ice system	Slim SpacePlus® (cubed + crushed ice)		
Freezer ice system	Cubed ice	Cubed ice	Cubed ice
Water filter	LT1000P	LT1000P	LT1000P
Door shape and handle design	Flat panel doors with pocket handles	Flat panel doors with pocket handles	Flat panel doors with pocket handles
Sabbath mode	Yes	Yes	Yes
Smart Diagnosis™	Yes	Yes	Yes
ThinQ®	WiFi	WiFi	WiFi
Dimensions (W x H x D) *depth does not include handles	32 ¾" x 70" x 28 ¾"	32 ¾" x 70" x 28 ¾"	32 9/10" x 70 2/5" x 28 7/10"
Colors	Smudge resistant stainless steel	Smudge resistant stainless steel	Smudge resistant stainless steel



LF25S6560S

STANDARD-DEPTH

25 cu. ft. capacity

InstaView® Door-in-Door®

Black tinted edge-to-edge

Sleek new design

Flat doors with pocket handles

May 2025

Current Projected Ship Date

Additional features

Dual ice featuring Craft Ice™

Slim SpacePlus™ external dispenser

Smart inverter compressor (10-year warranty)

Glide N Serve pantry drawer

Energy star certified

ADA compliant controls with ThinQ® wi-fi

NSF certified water filtration | LT1000P

Smudge resistant stainless steel

32.9" w x 70" h x 33.75" d





33" Premium 3-Door Refrigerator

Key Features

InstaView® with Door-in-Door®



InstaView® refrigerators have a sleek glass panel that allows you to see inside the easy access door without letting the cold air out. Simply knock twice on the glass to illuminate the contents within.

MAX Capacity



With a huge 25 cu.ft capacity rating this standard-depth InstaView® refrigerator offers your customers one of the industry's largest capacities for a 33" model!

Dual Ice System with Craft Ice™



While LG's patented Slim SpacePlus™ ice maker takes care of externally dispensed water and ice, the freezer includes a premium Craft Ice™ maker that produces 3 or 6 spheres every 24 hours.



LF25H6330S

STANDARD-DEPTH

25 cu. ft. capacity

Slim SpacePlus™ Ice Maker

External water & ice dispenser

Sleek new design

Flat doors with new handles

June 2025

Current Projected Ship Date

Additional features

Dual ice (additional ice maker in freezer)

Smart Care+ (monitors & adjusts to ensure peak performance & efficiency)

Smart inverter compressor (10-year warranty)

Energy Star® certified

ADA compliant controls with ThinQ® wi-fi

NSF certified water filtration | LT1000P

Smudge resistant stainless steel

32.9"w x 70"h x 33.75"d

Sister model featuring pocket handles | LF25S6330S





LF25H6200S

STANDARD-DEPTH

25 cu. ft. capacity

Ice Maker

Factory installed

Sleek new design

Flat doors with new handles

June 2025

Current Projected Ship Date

Additional features

Ice maker in freezer

Smart inverter compressor (10-year warranty)

Glide N Serve pantry drawer

Energy star certified

ADA compliant controls with ThinQ® wi-fi

NSF certified water filtration | LT1000P

Smudge resistant stainless steel

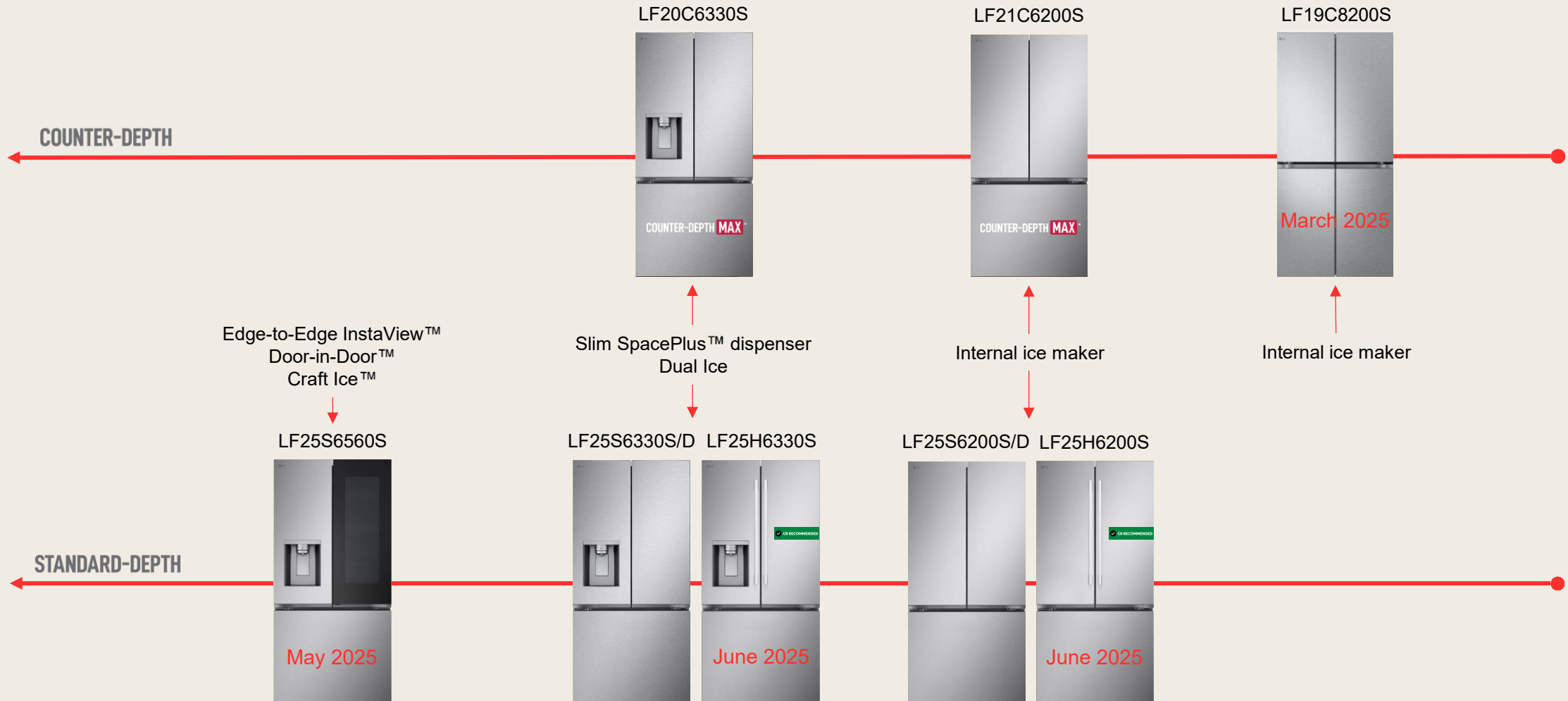
32.9"w x 70"h x 33.75"d

Sister model featuring pocket handles | LF25S6200S





33" 3 Door MAX Out Your Choice






33" Standard-Depth Refrigerators



Model number	LF25S6560S	LF25H6330S	LF25S6330S/D	LF25H6200S	LF25S6200S/D
Previous model	LRFVS2503S		LRFXS2503		LRFC2503 & LRFNS2503
Availability	May 2025	June 2025	Available	June 2025	Available
Total Capacity (cu.ft.)	25	25	25	25	25
ENERGY STAR®	Yes	Yes	Yes	Yes	Yes
Compressor type	Smart inverter	Smart inverter	Smart inverter	Smart inverter	Smart inverter
InstaView®	LG InstaView® (edge-to-edge tinted)				
Door-in-Door®	LG Door-in-Door®				
Water Dispenser	External	External	External		
External ice system	Slim SpacePlus™ (cubed + crushed)	Slim SpacePlus® (cubed + crushed)	Slim SpacePlus® (cubed + crushed)		
Freezer ice system	Craft Ice™	Cubed ice	Cubed ice	Cubed ice	Cubed ice
Water filter	LT1000P	LT1000P	LT1000P	LT1000P	LT1000P
Door shape and handles	Flat panel doors with pocket handles	Flat panel doors with new LG handles	Flat panel doors with pocket handles	Flat panel doors with new LG handles	Flat panel doors with pocket handles
Smart Diagnosis™	Yes	Yes	Yes	Yes	Yes
ThinQ®	WiFi	WiFi	WiFi	WiFi	WiFi
Dimensions (W x H x D) *depth does not include handles	32 ¾" x 70" x 33 ¾"	32 ¾" x 70" x 33 ¾"	32 ¾" x 70" x 33 ¾"	32 ¾" x 70" x 33 ¾"	32 ¾" x 70" x 33 ¾"
Colors	Smudge resistant stainless steel	Smudge resistant stainless steel	Smudge resistant stainless steel Smudge resistant black stainless steel	Smudge resistant stainless steel	Smudge resistant stainless steel Smudge resistant black stainless steel



36" Refrigeration Introduction

Outgoing Model	Transition Date	Incoming Model	New model expanded value propositions over predecessor
No previous model	→ Mar 2025 →	 LF24C8200S	<ul style="list-style-type: none">• 24cf capacity• New 4 door platform within LG's 36" lineup• Sleek flat door design with pocket handles• Automatic ice maker in freezer• Opening price point model, great value



LF24C8200S

24 cu.ft.
Capacity

36" 4-Door
Counter-Depth Refrigerator

Ice Maker
Factory installed

March 2025
Current Projected Ship Date

Additional Features

Flat panel doors with pocket handles

Metal Cool Guard

Flat Duct Multi Air Flow

LED lighting

Energy Star® rated

ThinQ® Wi-Fi

Smudge resistant stainless-steel

NSF Certified Water Filtration | LT1000P

35.9"W x 70.4"H x 28.7"D

Also available in 33" width | LF19C8200S (19cu.ft.)





LF24C8200S 36" 4-Door Counter-Depth Refrigerator

Key Features

Sleek Design



Sleek flat panel doors with integrated pocket handles help this new Counter-Depth 4-Door fridge seamlessly blend into any kitchen design.

Smart Cooling



Powered by LG's inverter technology LG's compressors maintain precise temperatures. This ultimately provides exceptional food preservation that's also backed by a 10-year warranty.

Ice Maker



With a factory installed ice maker located in the freezer, you'll always have ice on hand ready to go!



36" French Door
Counter-Depth
Refrigerators







Model number	LRYKC2606S	LRYXC2606S/D	LF24Z6530S	LRFXC2606S	LRFLC2706S	LF24C8200S
Previous model	LRFVC2406	LFXC22596		LFXC22526		
Brand	LG	LG	LG	LG	LG	LG
Availability	Available	Available	October 2024	Available	Available	March 2025
Total Capacity (cu.ft.)	25.5	25.5	23.7	25.5	26.5	24
Counter-Depth MAX™	Yes	Yes	Yes	Yes	Yes	
Zero Clearance Hinges			Yes			
Thin doors			Yes			
ENERGY STAR®	Yes	Yes	Yes	Yes	Yes	Yes
Compressor type	Smart inverter	Smart inverter	Smart inverter	Smart inverter	Smart inverter	Smart inverter
InstaView®	Mirror with Door-in-Door®					
Metal Cool Guard Backwall	Yes	Yes	Yes	Yes	Yes	Yes
Door Cooling+	Yes	Yes	Yes	Yes	Yes	
Water Dispenser	External with UVnano™	External with UVnano™	External	External	Internal	
External ice system	Slim SpacePlus™ cubed + crushed	Slim SpacePlus® cubed + crushed	Slim SpacePlus® cubed + crushed	Slim SpacePlus® cubed + crushed		
Freezer ice system	Craft Ice™ + cubed mini	Craft Ice™ + cubed mini	Craft Ice™	Cubed ice	Cubed ice	Cubed ice
Door shape and handle design	Flat doors with lit pocket handles	Flat doors with lit pocket handles	Flat doors with hybrid handles (new design)	Flat doors with original LG handles	Flat doors with original LG handles	Flat doors with pocket LG handles
SmartPull™ freezer handle	Yes	Yes	Yes	Yes	Yes	
ThinQ®	WiFi	WiFi	WiFi	WiFi	WiFi	WiFi
Dimensions (W x H x D) <small>*depth does not include handles</small>	35 ¾" x 70 ¼" x 29 1/8"	35 ¾" x 70 ¼" x 29 1/8"	35 ¾" x 70 ¼" x 27 7/8"	35 ¾" x 70 ¼" x 29 1/8"	35 ¾" x 70 ¼" x 29 1/4"	35 ¾" x 70 ¼" x 28¾"
Colors	Smudge resistant stainless steel	Smudge resistant stainless steel Smudge resistant black stainless steel	Smudge resistant stainless steel	Smudge resistant stainless steel	Smudge resistant stainless steel	Smudge resistant stainless steel






Cooking ✓ CR RECOMMENDED

LG cooking appliances continue to receive some of the industries best ratings for both performance and reliability.







<div>✓ CR RECOMMENDED</div> <div>ELECTRIC INDUCTION RANGES</div> <div>LG Studio LSI56338FE</div> <div>from \$2,895.00 Shop</div> <div>Similar to tested model: LG LSE4816ST</div>	OVERALL SCORE	COOKTOP HIGH	COOKTOP LOW	BAKING
	96	5 <small>/5</small>	5 <small>/5</small>	5 <small>/5</small>
<div>✓ CR RECOMMENDED</div> <div>ELECTRIC INDUCTION RANGES</div> <div>Frigidaire Gallery GCFI3060BF</div> <div>from \$1,376.40 Shop</div>	OVERALL SCORE	COOKTOP HIGH	COOKTOP LOW	BAKING
	93	5 <small>/5</small>	5 <small>/5</small>	5 <small>/5</small>
<div>✓ CR RECOMMENDED</div> <div>ELECTRIC INDUCTION RANGES</div> <div>GE Profile PHS93XYPFS</div> <div>from \$3,092.86 Shop</div>	OVERALL SCORE	COOKTOP HIGH	COOKTOP LOW	BAKING
	89	5 <small>/5</small>	5 <small>/5</small>	5 <small>/5</small>
<div>✓ CR RECOMMENDED</div> <div>ELECTRIC INDUCTION RANGES</div>	OVERALL SCORE	COOKTOP HIGH	COOKTOP LOW	BAKING
	85			4 <small>/5</small>

Induction Ranges

<div>✓ CR RECOMMENDED</div> <div>SMOOTHTOP SINGLE OVEN (30-INCH)</div> <div>LG LSEL6331F</div> <div>from \$895.00 Shop</div> <div>CR Smart Buy</div> <div>Similar to tested model: LG LREL6321S</div>	OVERALL SCORE	COOKTOP HIGH	COOKTOP LOW	BAKING
	88	5 <small>/5</small>	5 <small>/5</small>	5 <small>/5</small>
<div>✓ CR RECOMMENDED</div> <div>SMOOTHTOP SINGLE OVEN (30-INCH)</div> <div>LG LREL6321S</div> <div>from \$745.00 Shop</div> <div>CR Smart Buy</div>	OVERALL SCORE	COOKTOP HIGH	COOKTOP LOW	BAKING
	87	5 <small>/5</small>	5 <small>/5</small>	5 <small>/5</small>
<div>✓ CR RECOMMENDED</div> <div>SMOOTHTOP SINGLE OVEN (30-INCH)</div> <div>LG LSEL6335FE</div> <div>from \$1,295.00 Shop</div> <div>Similar to tested model: LG LSEL6337D</div>	OVERALL SCORE	COOKTOP HIGH	COOKTOP LOW	BAKING
	86	5 <small>/5</small>	5 <small>/5</small>	5 <small>/5</small>

Electric Ranges

<div>✓ CR RECOMMENDED</div> <div>GAS AND DUAL-FUEL SINGLE OVEN (30-INCH)</div> <div>LG LSDL6336F</div> <div>from \$2,103.99 Shop</div>	OVERALL SCORE	COOKTOP HIGH	COOKTOP LOW	BAKING
	85	4 <small>/5</small>	5 <small>/5</small>	5 <small>/5</small>
<div>✓ CR RECOMMENDED</div> <div>GAS AND DUAL-FUEL SINGLE OVEN (30-INCH)</div> <div>LG LSLG6337F</div> <div>from \$1,995.00 Shop</div> <div>Similar to tested model: LG LSLG6335D</div>	OVERALL SCORE	COOKTOP HIGH	COOKTOP LOW	BAKING
	81	4 <small>/5</small>	5 <small>/5</small>	5 <small>/5</small>
<div>✓ CR RECOMMENDED</div> <div>GAS AND DUAL-FUEL SINGLE OVEN (30-INCH)</div> <div>LG LSLG6335D</div> <div>from \$1,495.00 Shop</div>	OVERALL SCORE	COOKTOP HIGH	COOKTOP LOW	BAKING
	80	4 <small>/5</small>	5 <small>/5</small>	5 <small>/5</small>
<div>✓ CR RECOMMENDED</div> <div>GAS AND DUAL-FUEL SINGLE OVEN (30-INCH)</div>	OVERALL SCORE	COOKTOP HIGH	COOKTOP LOW	BAKING
	80			4 <small>/5</small>

Gas Ranges

LG Ranges now certified to meet new Energy Star® Requirements



As ENERGY STAR Partner of the Year, we are proud to usher in the new ENERGY STAR cooking category, which will help consumers further reduce their carbon footprint. ENERGY STAR certified induction cooking products are key elements of our broader electrification strategy, which empowers customers to convert buildings to conserve energy, saving money and protecting the environment in the process.





New Knob Design – Maximizing Safety

New proprietary knob engineered to increase safety for all households. Launching on LG's newest ranges in 2025.

With customer satisfaction in mind, there's also an option to deactivate the 3-step safety mode for those who don't require it.

LG's new knob features a safety design which requires you to depress a button. This eliminates the possibility of a cooktop element knob accidentally being turned on by brushing up against it.



Step 1 – Squeeze button



Step 2 – Push down knob

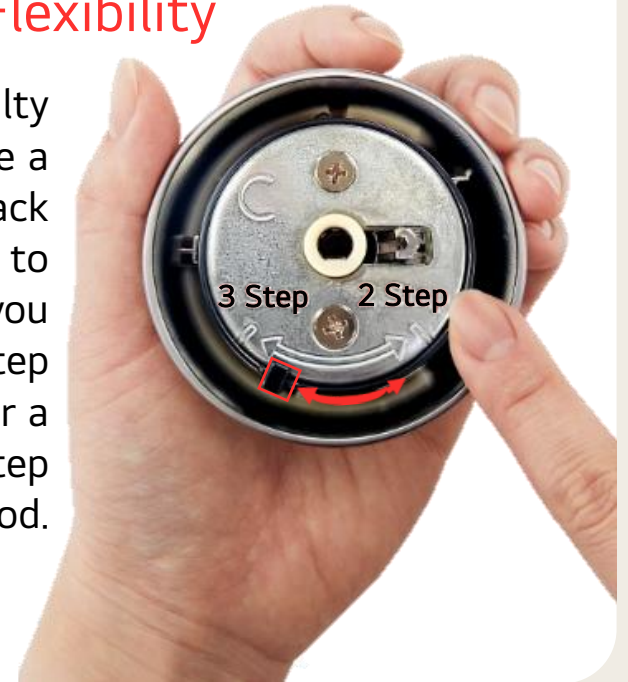


Step 3 – Rotate knob



Built-in Flexibility

These specialty knobs also include a switch on the back that allows you to choose whether you want the added 3-step safety method, or a traditional 2-step method.



*Available on new 2025 LG slide-ins (electric/gas/induction) & gas free-standing models.



ProBake™

LG offers industry awarded professional baking. While most industry convection ovens use a lower wattage convection element to assist the main bake element (below) during convection baking, **LG wields a powerful 2500Watt electric element, or a 19,000BTU gas burner**, that's wrapped around our 2-speed convection fan.

ProBake™ Convection thus has greater control over temperature uniformity versus a traditional true convection system because all the heat is generated by a singular source. This allows the heated air to be distributed with more precision. In 2025 LG will be expanding its ProBake™ assortment to ranges than ever before.





LG's Expanded Q2 ProBake™ Range Assortment

New ProBake Convection® models being added to our free-standing range assortment in 2025!

LG Studio



LSIS6338F/NE



LSES6338F



LSGS6338F/N

LG Induction



LSIL6336XE



LSIL6334XE

LG Slide-in



LSEL6337XE



LSEL6335XE/ZE



LSGL6335X/Z

LG Free-Standing



LREN6323YE/ZE



LREN6325XE/ZE



LDEL7324SE







LRGN6323Y



LRGN6325X



Electric Freestanding Range Transitions

Outgoing Model	Transition Date	Incoming Model	New model expanded value propositions over predecessor
 LREL6325F/D	→ July 2025 →	 LREN6325XE/ZE	<ul style="list-style-type: none">• Frameless cooktop• New LG bar handle• ProBake Convection® with Air Sous Vide• Air fry rack included• Energy Star® certified
 LREL6323S/D	→ July 2025 →	 LREN6323YE/ZE	<ul style="list-style-type: none">• Frameless cooktop• New LG bar handle• ProBake Convection® with Air Fry• Air fry rack included• Energy Star® certified



LREN6325XE/ZE

30" Electric Range
5 burner cooktop

Frameless Cooktop
Built-in Spillover Protection

ProBake Convection®
Air Sous Vide

July 2025
Current Projected Ship Date

Additional Features

Energy Star® certification

New bar handle

Air Fry (rack included)

EasyClean® & Self Clean

InstaView® WideView™ window

3200W UltraHeat™ 9" dual element

3000W 12" triple element

ThinQ® Wi-Fi Enabled (Range Sync Compatible)

SmoothTouch™ glass controls & weighted knobs

Colors | Smudge resistant stainless steel & black stainless

29.9"w x 46.5"h x 26.8"d





LREN6323YE/ZE

30" Electric Range
5 burner cooktop

Frameless Cooktop
Built-in Spillover Protection

ProBake Convection®
Air Fry (rack included)

July 2025
Current Projected Ship Date

Additional Features

Energy Star® certification

New bar handle

EasyClean® & Self Clean

WideView™ window

3200W UltraHeat™ 9" dual element

ThinQ® Wi-Fi Enabled (Range Sync Compatible)

Stainless steel cooktop frame

Weighted knobs

Standard keypad controls

Colors | Stainless steel & Black stainless steel

29.9"w x 46.5"h x 26.8"d





New 2025 Electric Freestanding Ranges

Key Features

ProBake Convection®



Wielding the power of a 2500W element, ProBake® Convection® lets you create your favorite dishes using settings like Air Fry, convection baking & roasting.

Frameless Cooktop



LG's new frameless cooktops provide a sleek modern design that's easy to wipe down. The built-in raised front edge also helps provide spillover protection.

ThinQ® Wifi



Use the ThinQ® app to start the oven, set timers or check on dinner from anywhere. Go hands-free and select oven features with Alexa or Google Assistant









Electric Free-standing
Ranges

Model Number	LDEL7324SE	LREN6325XE/ZE	LREN6323YE/ZE	LREL6321S
Availability	December 2024	July 2025	July 2025	Available
Oven capacity (cu.ft.)	7.3 (4.3 lower & 3.0 upper)	6.3	6.3	6.3
Convection type	ProBake Convection®	ProBake Convection®	ProBake Convection®	
Air fry	Yes	Yes	Yes	
Air sous vide	Yes	Yes		
EasyClean®	Yes	Yes	Yes	Yes
Self clean	Yes	Yes	Yes	
Oven Window	WideView®	InstaView® & WideView®	WideView®	WideView®
ThinQ®	WiFi (Range Sync Compatible)	WiFi (Range Sync Compatible)	WiFi (Range Sync Compatible)	WiFi (Range Sync Compatible)
Power element	3,200 W UltraHeat™ 6"x 9" element	3,200 W UltraHeat™ 6"x 9" element	3,200 W UltraHeat™ 6"x 9" element	3,200 W UltraHeat™ 6"x 9" element
Number of elements	5 radiant	5 radiant	5 radiant	5 radiant
Oven control type	SmoothTouch™ glass panel	SmoothTouch™ glass panel	Standard touchpad	Standard touchpad
Cooktop control type	Weighted front control knobs	Weighted rear control knobs	Weighted rear control knobs	Rear control knobs
Handle design	Original LG bar handles	New LG bar handles	New LG bar handles	Original LG bar handles
Number of racks	3 standard racks	2 standard racks, 1 air fry rack	2 standard racks, 1 air fry rack	2 standard racks
Drawer type	N/A	Storage	Storage	Storage
Energy Star® Certified	Yes	Yes	Yes	
Colors	Smudge Resistant Stainless Steel	Smudge Resistant Stainless Steel Smudge Resistant Black Stainless	Stainless Steel Smudge Resistant Black Stainless	Stainless Steel



Gas Range Transitions

Outgoing Model	Transition Date	Incoming Model	New model expanded value propositions over predecessor
 LRGL5825F	— July 2025 →	 LRGN6325X	<ul style="list-style-type: none">• Oven capacity increase 5.8cf → 6.3cf• ProBake Convection® with Air Sous Vide• New bar handle• New 3-step knobs
 LRGL5823S	— July 2025 →	 LRGN6323Y	<ul style="list-style-type: none">• Oven capacity increase 5.8cf → 6.3cf• ProBake Convection®• New bar handle• New 3-step knobs
 LSGL6335F/D	— July 2025 →	 LSGN6335X/Z	<ul style="list-style-type: none">• New bar handle• New 3-step knobs



LSGN6335X/Z

Electric

30" slide-in range

New Bar Handle

3-Step Knobs

ProBake™ Convection

Air Fry (rack included)

July 2025

Current Projected Ship Date

Additional Features

22,000BTU UltraHeat™ burner

6.3 cu.ft. oven capacity

SmoothTouch™ glass oven controls

Weighted knobs

EasyClean® & self clean

InstaView® WideView™ window

Storage drawer

ThinQ® Wi-Fi Enabled with LG Range Sync

Colors | Smudge resistant stainless steel & Black stainless

29.9"w x 36.5"h x 26.5"d



New Bar Handle



LRGN6325X

30" Gas Freestand Range

6.3 cu.ft oven capacity

ProBake Convection®

Air Sous Vide & Air Fry (rack included)

New Bar Handle

3-Step Knobs

July 2025

Projected Ship Date

Additional Features

20,000BTU UltraHeat™ burner

EasyClean® & Self Clean

InstaView® WideView™ window

5 burner cooktop with griddle included

Continuous cast iron grates

ThinQ® Wi-Fi Enabled

SmoothTouch™ glass controls

Smudge resistant stainless steel

29.9"w x 46.5"h x 26.8"d





LRGN6323Y

30" Gas Freestanding Range

6.3 cu.ft oven capacity

ProBake Convection®

Air Fry (rack included)

Additional Features

EasyClean® & Self Clean

WideView™ window

20,000BTU UltraHeat™ burner

5 burner cooktop with griddle included

Continuous cast iron grates

ThinQ® Wi-Fi Enabled

Standard keypad oven controls

Stainless steel

29.9"w x 46.5"h x 26.8"d

New Bar Handle

3-Step Knobs

July 2025

Projected Ship Date





New Gas Freestanding Ranges

Key Features

ProBake Convection®



Wielding the power of a 19,000BTU burner, ProBake® Convection® lets you create your favorite dishes using settings like Air Fry, convection baking & roasting.

Powerful & Precise Cooktops



Expand your options with five cooktop burners that let you sauté, simmer, boil and more—all at the same time. LG gas ranges also include a cast iron griddle.

ThinQ® Wifi



Use the ThinQ® app to start the oven, set timers or check on dinner from anywhere. Go hands-free and select oven features with Alexa or Google Assistant











Gas Ranges

Model Number	LSGL6335X/Z	LRGN6325X	LRGN6323Y
Availability	July 2025	July 2025	July 2025
Oven capacity (cu.ft.)	6.3	6.3	6.3
Convection type	ProBake Convection®	ProBake Convection®	ProBake Convection®
Air fry	Yes	Yes	Yes
EasyClean®	Yes	Yes	Yes
Self clean	Yes	Yes	Yes
Oven Window	InstaView® & WideView®	InstaView® & WideView®	WideView®
ThinQ®	WiFi (Range Sync Compatible)	WiFi (Range Sync Compatible)	WiFi (Range Sync Compatible)
Power Burner	22,000BTU UltraHeat™	22,000BTU UltraHeat™	20,000BTU UltraHeat™
Number of burners	5 burners	5 burners	5 burners
Oven control type	SmoothTouch™ glass panel	SmoothTouch™ glass panel	Standard touchpad
Cooktop control type	Weighted 3-Step Knobs	Weighted 3-Step Knobs	Weighted 3-Step Knobs
Handle design	New LG bar handle	New LG bar handle	New LG bar handle
Number of racks	2 standard racks	2 standard racks, 1 air fry rack	2 standard racks, 1 air fry rack
Drawer type	Storage	Storage	Storage
Colors	Smudge Resistant Stainless Steel Smudge Resistant Black Stainless Steel	Smudge Resistant Stainless Steel	Stainless Steel



Electric Slide-in Range Transitions

Outgoing Model	Transition Date	Incoming Model	New model expanded value propositions over predecessor
 LSEL6337F	— June 2025 →	 LSEL6337XE	<ul style="list-style-type: none">• New bar handle• 3-step knobs• Energy Star® certification
 LSEL6335F/D	— June 2025 →	 LESL6335XE/ZE	<ul style="list-style-type: none">• New bar handle• 3-step knobs• Energy Star® certification
 LESL6333F/D	— June 2025 →	 LESL6333XE/ZE	<ul style="list-style-type: none">• New bar handle• 3-step knobs• Energy Star® certification
 LSEL6331F	— Aug 2025 →	 LSEL6331XE	<ul style="list-style-type: none">• New bar handle• 3-step knobs• Energy Star® certification



LSEL6337XE

Electric
30" slide-in range

3600W Triple Element
UltraHeat™ Element

New Bar Handle
3-Step Knobs

June 2025
Current Projected Ship Date

Additional Features

ProBake Convection™ with Air Sous Vide

6.3 cu.ft. oven capacity

Air Fry (rack included)

SmoothTouch™ glass oven controls

Backlit weighted knobs

WideView™ Window

EasyClean® & self clean

ThinQ® Wi-Fi Enabled with LG Range Sync

Energy Star® certified

Color | Smudge resistant stainless steel

29.9"w x 36.5"h x 26.5"d





LSEL6335XE/ZE

Electric
30" slide-in range

3200W Dual Element
UltraHeat™ Element

New Bar Handle
3-Step Knobs

June 2025
Current Projected Ship Date

Additional Features

ProBake Convection™ with air fry (rack included)

6.3 cu.ft. oven capacity

SmoothTouch™ glass oven controls

Weighted knobs

EasyClean® & self clean

InstaView™ WideView™ Window

ThinQ® Wi-Fi Enabled with LG Range Sync

Energy Star® certified

Colors | Smudge resistant stainless steel & Black stainless

29.9"w x 36.5"h x 26.5"d





LSEL6333XE/ZE

Electric
30" slide-in range

3200W Dual Element
UltraHeat™ Element

New Bar Handle
3-Step Knobs

June 2025
Current Projected Ship Date

Additional Features

Fan convection with air fry (rack included)

6.3 cu.ft. oven capacity

SmoothTouch™ glass oven controls

Weighted knobs

EasyClean® & self clean

WideView™ Window

ThinQ® Wi-Fi Enabled with LG Range Sync

Energy Star® certified

Colors | Smudge resistant stainless steel & Black stainless

29.9"w x 36.5"h x 26.5"d





LSEL6331XE

Electric
30" slide-in range

3200W Dual Element
UltraHeat™ Element

New Bar Handle
3-Step Knobs

August 2025
Current Projected Ship Date

Additional Features

6.3 cu.ft. oven capacity

SmoothTouch™ glass oven controls

Weighted knobs

EasyClean® & self clean

WideView™ Window

ThinQ® Wi-Fi Enabled with LG Range Sync

Energy Star® certified

Color | Smudge resistant stainless steel

29.9"w x 36.5"h x 26.5"d



New Dimple Handle









Electric Slide-in Ranges



Model Number	LSEL6337XE	LSEL6335XE/ZE	LSEL6333XE/ZE	LSEL6331XE
Availability	June 2025	June 2025	June 2025	August 2025
Oven capacity (cu.ft.)	6.3	6.3	6.3	6.3
Energy Star®	Yes	Yes	Yes	Yes
Oven Window	InstaView® & WideView®	InstaView® & WideView®	WideView®	WideView®
Air fry	Yes	Yes	Yes	
Air sous vide	Yes			
Convection	ProBake® true convection	ProBake® true convection	Fan convection	
EasyClean®	Yes	Yes	Yes	Yes
Self clean	Yes	Yes	Yes	Yes
ThinQ®	WiFi with Range Sync	WiFi with Range Sync	WiFi with Range Sync	WiFi with Range Sync
Power element	12" 3600W UltraHeat™	9" 3200 UltraHeat™	9" 3200 UltraHeat™	9" 3200 UltraHeat™
Oven control type	SmoothTouch™ glass panel	SmoothTouch™ glass panel	SmoothTouch™ glass panel	SmoothTouch™ glass panel
Cooktop control type	Backlit weighted 3-Step knobs	Weighted 3-Step knobs	Weighted 3-Step knobs	Weighted 3-Step knobs
Cooktop control lockout	Yes	Yes	Yes	Yes
Handle type	New LG bar handle	New LG bar handle	New LG bar handle	New LG bar handle
Temperature probe	Yes			
Number of racks	2 heavy duty, 1 air fry rack	2 standard, 1 air fry rack	2 standard, 1 air fry rack	2 standard
Colors	Smudge Resistant Stainless Steel	Smudge Resistant Stainless Steel Black Stainless Steel	Smudge Resistant Stainless Steel Black Stainless Steel	Smudge Resistant Stainless Steel

Slide-in Induction Transitions

Outgoing Model	Transition Date	Incoming Model	New model expanded value propositions over predecessor
 LSIL6336F	— July 2025 —>	 LSIL6336XE	<ul style="list-style-type: none"> • New bar handle • 3-step knobs • Energy Star® certification
 LSIL6334F	— July 2025 —>	 LSIL6334XE	<ul style="list-style-type: none"> • New bar handle • 3-step knobs • Energy Star® certification
 LSIL6332FE	— July 2025 —>	 LSIL6332XE	<ul style="list-style-type: none"> • New bar handle



LSIL6336XE

Induction

30" slide-in range

New Bar Handle

3-Step Knobs

ProBake® Convection

Air Sous Vide cooking

July 2025

Current Projected Ship Date

Additional Features

4300W UltraHeat™ element

6.3 cu.ft. oven capacity

Air Fry (rack included)

InstaView® Wide View™ window

SmoothTouch™ glass controls

Cookware compatibility indicator

EasyClean® & self clean

ThinQ® Wi-Fi Enabled with LG Range Sync

Energy Star® certified

Smudge resistant stainless steel

29.9"w x 36.5"h x 26.5"d





LSIL6334XE

Induction

30" slide-in range

New Bar Handle

3-Step Knobs

ProBake® Convection

Air fry (rack is included)

July 2025

Current Projected Ship Date

Additional Features

3900W UltraHeat™ element

6.3 cu.ft. oven capacity

SmoothTouch™ glass controls

Cookware compatibility indicator

EasyClean® & self clean

WideView™ Window

ThinQ® Wi-Fi Enabled with LG Range Sync

Energy Star® certified

Smudge resistant stainless steel

29.9" w x 36.5" h x 26.5" d





LSIL6332XE

Induction

30" slide-in range

True Convection

Air fry (rack is included)

New Bar Handle

3-Step Knobs

July 2025

Current Projected Ship Date

Additional Features

3900W UltraHeat™ element

6.3 cu.ft. oven capacity

SmoothTouch™ glass controls

Cookware compatibility indicator

EasyClean® & self clean

WideView™ Window

ThinQ® Wi-Fi Enabled with LG Range Sync

Energy Star® certified

Smudge resistant stainless steel

29.9" w x 36.5" h x 26.5" d








Induction Slide-in Ranges

Model Number	LSIL6336XE	LSIL6334XE	LSIL6332XE
Availability	July 2025	July 2025	July 2025
Energy Star® certification	Yes	Yes	Yes
Oven capacity (cu.ft.)	6.3	6.3	6.3
Oven Window	InstaView® & WideView®	WideView®	WideView®
Air fry	Yes	Yes	Yes
Air sous vide	Yes		
Convection	ProBake Convection®	ProBake Convection®	True convection
EasyClean® & Self clean	Yes	Yes	Yes
ThinQ®	WiFi with Range Sync	WiFi with Range Sync	WiFi with Range Sync
Power element	4300W UltraHeat™ 11" element	3900 UltraHeat™ 11" element	3900 UltraHeat™ 11" element
Cookware compatibility indicator	Yes	Yes	Yes
Oven control type	SmoothTouch™ glass panel	SmoothTouch™ glass panel	SmoothTouch™ glass panel
Cooktop control type	Weighted 3-step front control knobs	Weighted 3-step front control knobs	SmoothTouch™ glass panel
Cooktop control lockout	Yes	Yes	Yes
Handle type	New LG bar handle	New LG bar handle	New LG bar handle
Temperature probe	Yes		
Number of racks	2 heavy duty racks, 1 air fry rack	2 standard racks, 1 air fry rack	2 standard racks, 1 air fry rack
Drawer type	Storage	Storage	Storage
Colors	Smudge Resistant Stainless Steel	Smudge Resistant Stainless Steel	Smudge Resistant Stainless Steel



30" Electric Cooktop Transitions

Outgoing Model	Transition Date	Incoming Model	New model expanded value propositions over predecessor
No previous model	— July 2025 —>	 CBEW3017BE	<ul style="list-style-type: none">• 3200Watt UltraHeat™ dual cook zone element• 2 x expandable elements• Bridgeable elements• New SmoothTouch™ glass control design• Kitchen timer function• Energy Star® certification• ThinQ® Wi-Fi
 LCE3010SB	— July 2025 —>	 CBEW3013BE	<ul style="list-style-type: none">• New SmoothTouch™ glass control design• Kitchen timer function• Energy Star® certification• ThinQ® Wi-Fi



CBEW3017BE

Electric Cooktop

30" width

Energy Star® Certified

Efficient electric cooking

UltraHeat™ element

3200 Watts with dual zone

Introduction date

July 2025

Additional Features

SmoothTouch™ glass controls (white) – updated design

Bridgeable elements

ThinQ® wi-fi

Kitchen timer function

5 elements

Child lock

Black ceramic

Product dimensions 30.7"w x 4.2"h x 21.1"d

Cutout dimensions 28.5"w x 5.8"h x 19.6"d





CBEW3013BE

Electric Cooktop

30" width

Energy Star® Certified

Efficient electric cooking

ThinQ® WiFi

Remote monitoring

Introduction date

July 2025

Additional Features

Direct touch controls (red) – updated design

Kitchen timer function


4 elements

Child lock

Black ceramic

Product dimensions 30.7"w x 4.2"h x 21.1"d

Cutout dimensions 28.5"w x 5.8"h x 19.6"d





Electric Cooktops

Key Features

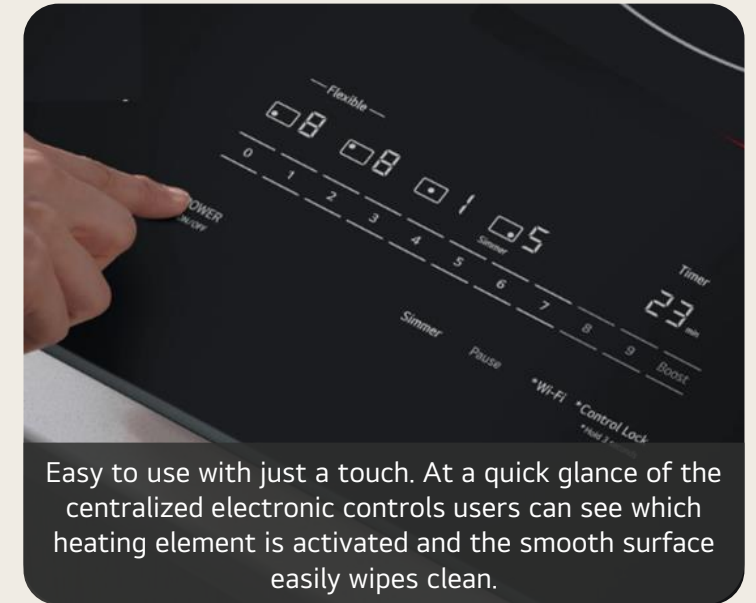
UltraHeat™ Element



Energy Star® Certification




SmoothTouch™ Glass Controls










Cooktops



Model Number	CBIH3017BE	CBIH3013BE	CBEW3017BE	CBEW3013BE	CBGJ3027S	CBGJ3023S
Availability	Available	Available	July 2025	July 2025	Available	Available
Type	Induction	Induction	Electric	Electric	Gas	Gas
Energy Star®	Yes	Yes	Yes	Yes		
Size	30"	30"	30"	30"	30"	30"
No. of burners	4	4	5	5	5	5
Left front	3,700 W 7" element (bridgeable)	3,200 W 7" element	1,500 W 7.5" element (bridgeable)	1,200 W 6" element	10,000 BTU	10,000 BTU
Right front	1,800 W 6" element	1,800 W 6" element	2,200 W 6" x 9" dual element	2,200 W 8" element	12,000 BTU	12,000 BTU
Left rear	3,700 W 7' element (bridgeable)	1,800 W 6' element	1,500 W 7.5" element (bridgeable)	1,200 W 6" element	10,000 BTU	10,000 BTU
Right rear	5,000 W 11' dual zone element	4,300 W 11' element	1200 W 6" element		5,000 BTU	5,000 BTU
Center			3,200 W 6" x 9" dual element	2,500 W 9" element	22,000 BTU	20,000 BTU
Cooktop controls	SmoothTouch® glass (white)	SmoothTouch® glass (red)	SmoothTouch® glass (white)	SmoothTouch® glass (red)	Backlit weighted knobs	Weighted knobs
Included accessories					Cast iron griddle	
Hot surface indicator	•	•	•	•		
Child lock	•	•	•	•		
Kitchen Timer	•	•	•	•		
EasyClean® coating					•	•
ThinQ®	WiFi	WiFi	WiFi	WiFi	WiFi	
Colors	Black ceramic glass	Black ceramic glass	Black ceramic glass	Black ceramic glass	Smudge Resistant Stainless Steel	Smudge Resistant Stainless Steel



OTR Microwave Transitions

Outgoing Model	Transition Date	Incoming Model	New model expanded value propositions over predecessor
<div> MVEL2125F</div>	— June 2025 →	<div> MVEL2125X</div>	<ul style="list-style-type: none">• New bar handle
<div> MVEM1825F/D</div> <div> MVEM1825F/D</div>	— June 2025 →	<div> MVEM1825X</div>	<ul style="list-style-type: none">• New bar handle



MVEL2125X

30" OTR Microwave

2.1 cu.ft. capacity

New bar handle

Premium design

ExtendaVent 400 CFM's

Powerful ventilation (4 speeds)

June 2025

Current Projected Ship Date

Additional Features

SmoothTouch™ glass controls

WideView™ window

1050W power output

Sensor cook, sensor reheat, auto defrost

EasyClean® interior

LED lighting

ThinQ® Wi-Fi with LG Range Sync

Smudge Resistant Stainless Steel

29.9"w x 17.9"h x 15.9"h

Previous model MVEL2125F





MVEM1825X

30" OTR Microwave

1.8 cu.ft. capacity

New bar handle

Premium design

300 CFM's

Powerful ventilation (2 speeds)

June 2025

Current Projected Ship Date

Additional Features

SmoothTouch™ glass controls

WideView™ window

Sensor cook, auto defrost

EasyClean® interior

Interior LED lighting

ThinQ® Wi-Fi with LG Range Sync

Smudge Resistant Stainless Steel


29.9" w x 16.5" h x 15.9" h

Previous model MVEM1825F/D





OTR Microwaves



Model Number	MVEL2137F/D	MVEL2125X	MVEL2033F	MVEM1825X	MVEF1337F	MVEF1323F
Availability	Available	June 2025	Available	June 2025	Available	Available
Oven cavity (cu.ft.)	2.1	2.1	2.0	1.8	1.3	1.3
Install design	Traditional	Traditional	Traditional	Traditional	Low profile	Low profile
Door design	Full	Split	Full	Split	Full	Split
EasyClean® interior	Yes	Yes	Yes	Yes	Yes	Yes
Microwave output	1050 W	1050 W	1050 W	1000 W	1000 W	1000 W
ExtendaVent™	Yes	Yes				
Vent air flow (CFM)	400	400	400	300	550	400
Control type	Backlit SmoothTouch™ glass	SmoothTouch™ glass	SmoothTouch™ glass	SmoothTouch™ glass	SmoothTouch™ glass	SmoothTouch™ glass
Handle type	Pocket handle	New LG bar handle	Pocket handle	New LG bar handle	Pocket handle	Pocket handle
Cook top light	LED	LED	LED	LED	Strip LED's	LED
ThinQ®	WiFi	WiFi	WiFi	WiFi	WiFi	WiFi
LG Range Sync	Yes	Yes	Yes	Yes	Yes	Yes
Child lock	Yes	Yes	Yes	Yes	Yes	Yes
Exterior dimensions (W x H x D)	29 7/8 x 17 15/16 x 15 7/8"	29 7/8 x 17 15/16 x 15 7/8"	29 7/8 x 16 7/16 x 15 7/8"	29 7/8 x 17 15/16 x 15 7/8"	29/75"W x 11.9"H x 19.1"D	29/75"W x 11.9"H x 19.1"D
Colors	Smudge Resistant Stainless Steel Smudge Resistant Black Stainless	Smudge Resistant Stainless Steel	Smudge Resistant Stainless Steel	Smudge Resistant Stainless Steel	Smudge Resistant Stainless Steel	Smudge Resistant Stainless Steel



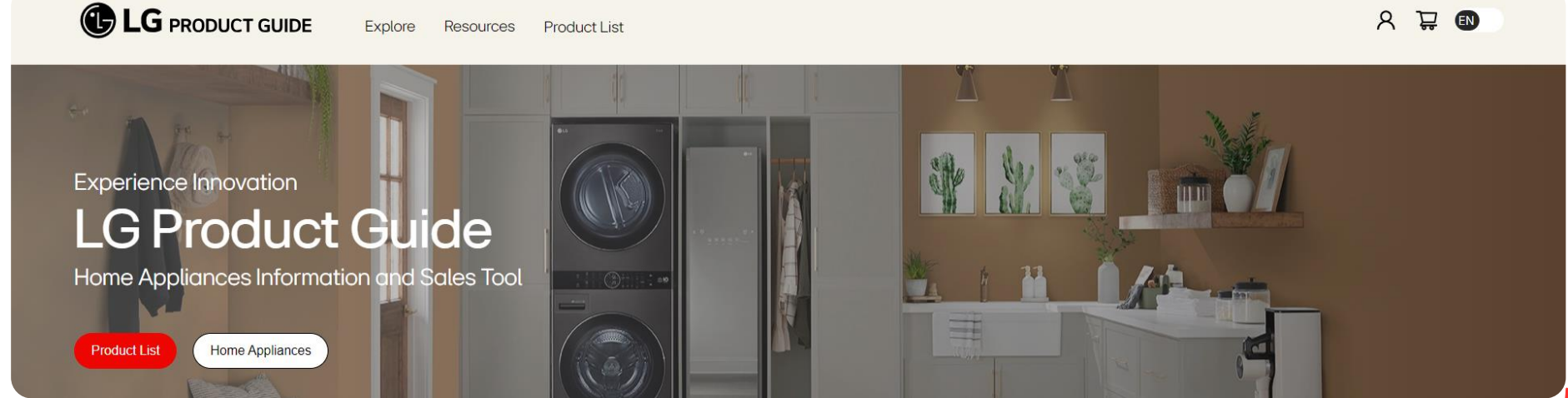
Training Support

LG is proud to offer industry-leading training support for home appliances, featuring a dedicated coast-to-coast training team providing in-store expertise and guidance. Complementing this, LGPLUS.ca delivers cutting-edge online sales tools, empowering you and your team with comprehensive resources to maximize your success.



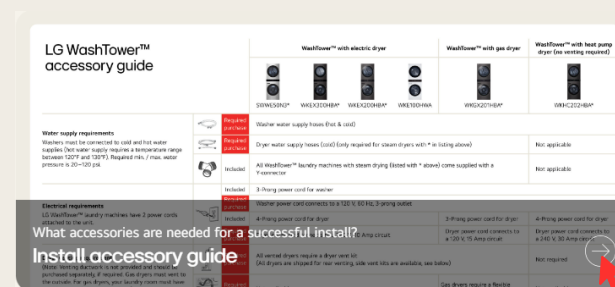
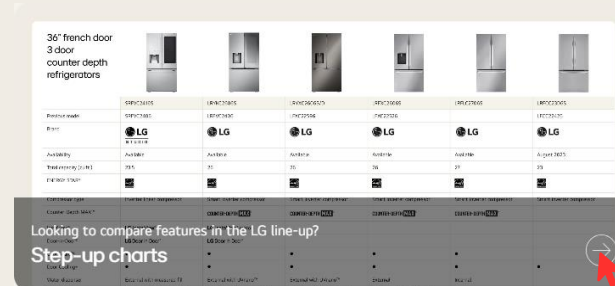
Product Guide

Relaunched with more features than ever!
Including the all-new Product List that lets you build and print appliance info packages for your customers.



www.lgplus.ca

Check out all our best sales tools and updated features that are available on this amazing website that's designed specifically for you, the salesperson!



LG National HA Field Sales Representative Contact List

FSR	Territory	Phone	Email (@teamlg.ca)
Graeme Nickerson	Atlantic Provinces	902-483-9165	graeme.nickerson@
Alexandre Bouchard (national trainer)	Quebec City	581-994-5714	alexandre.bouchard@
Dereck Rémillard	Montreal South	514-603-7846	dereck.remillard@
Mamoun El Boury	Montreal North	514-214-5088	mamoun.elboury@
TBD	Quebec Regional Accounts	514-214-0034	TBD@
Ted Gaylord	Ottawa	343-575-2728	ted.gaylord@
TBD	GTA	647-471-5707	TBD@
Dylan Mendonca	GTA	416-605-2849	dylan.mendonca@
Matthew Kuzyk	GTA West	647-407-0787	matthew.kuzyk@
VPal	GTA East	416-576-2840	vpal@
Scott White	Ontario North	416-333-4658	scott.white@
Shaquon Williams	SW Ontario	226-626-6485	shaquon.williams@
TBD	Ontario Regional Accounts	437-448-0191	TBD@
Cassidy Ling	MB SK	431-374-4452	cassidy.ling@
Keith MacRae	Southern AB	403-589-4737	keith.macrae@
Robin Halter	Northern AB	587-873-9469	robin.halter@
Jeff Choi	Western Canada Regional Accounts	778-552-8242	jeffrey.choi@
TBD	Vancouver + Island	604-219-5154	TBD@
Shelly Tseng	Vancouver + BC Interior	236-982-4093	shelly.tseng@

[Click here to access the Find My Rep tool on LGPLUS](#)



Life's Good.

Thank you 🙌

